



QUARTERLY
R E P O R T

2021

三季度报告

重庆博腾制药科技股份有限公司

Porton Pharma Solutions Ltd.

股票简称：博腾股份 股票代码：300366

2021

--

1

	2021 9 30	2020 12 31			
	32,575,786.45	4,137,400.00	28,438,386.45	687.35%	
	7,573,950.00		7,573,950.00	-	
	746,709,970.40	401,011,467.08	345,698,503.32	86.21%	
	1,666,032.00	4,318,020.00	-2,651,988.00	-61.42%	
	33,921,302.81	16,914,068.46	17,007,234.35	100.55%	
	39,111,879.24	22,953,054.71	16,158,824.53	70.40%	
	626,694,763.71	429,535,731.21	197,159,032.50	45.90%	
	96,460,224.09	41,102,671.71	55,357,552.38	134.68%	
	363,406,542.95	25,000,000.00	338,406,542.95	1,353.63%	
		327,984,683.20	-327,984,683.20	-100.00%	

	-16,947,812.66	-794,320.19	-16,153,492.47	-2,033.62%	
	-9,496,249.95	-16,771,361.47	7,275,111.52	43.38%	
	2,672,726.47	18,949,758.80	-16,277,032.33	-85.90%	

3

	2021 1-9	2020 1-9			
	1,760,701,968.10	1,324,629,405.66	436,072,562.44	32.92%	
	115,422,900.24	60,065,204.14	55,357,696.10	92.16%	
	113,576,877.03	52,625,126.15	60,951,750.88	115.82%	
	861,722,461.82	609,220,998.75	252,501,463.07	41.45%	
	503,212,117.41	360,805,468.01	142,406,649.40	39.47%	
	132,106,842.11	37,665,553.47	94,441,288.64	250.74%	
	242,032,364.54	89,351,497.14	152,680,867.40	170.88%	
	38,261,837.20	1,200,000.00	37,061,837.20	3,088.49%	
	11,103,378.34	5,252,000.00	5,851,378.34	111.41%	
	433,313,691.24	266,604,684.18	166,709,007.06	62.53%	
	27,000,000.00		27,000,000.00	-	
	94,942,832.04		94,942,832.04	-	70%
	361,225,642.98	43,837,738.00	317,387,904.98	724.01%	2021
	131,124,079.81	1,093,592,089.76	-962,468,009.95	-88.01%	
	142,900,138.49	1,001,619,940.00	-858,719,801.51	-85.73%	
	50,404,517.99	2,091,960.00	48,312,557.99	2,309.44%	

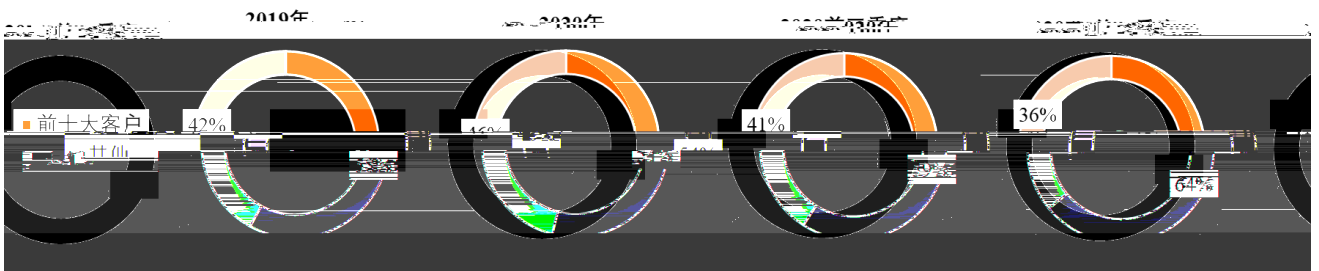
2021	3,610	2020	975	2020	1,012	2021	20.30
36.41%	CDMO	502	20.13	60.61%	38.64%	CDMO	1,008
17.03%	2021	3.53	2021	68%	43.71%	2.16	109
2021	6	1.02	62%	68%	5	2021	
	CDMO	6,920	CDMO	2021	2021		
	4.30						

单位：万元


	2021前三季度	2020前三季度
生物CDMO业务	-4,861	-2,280
制剂CDMO业务	-2,059	-435
合计	-6,920	-2,714

1

2021	9%	2	3	64%	17%	38%
------	----	---	---	-----	-----	-----

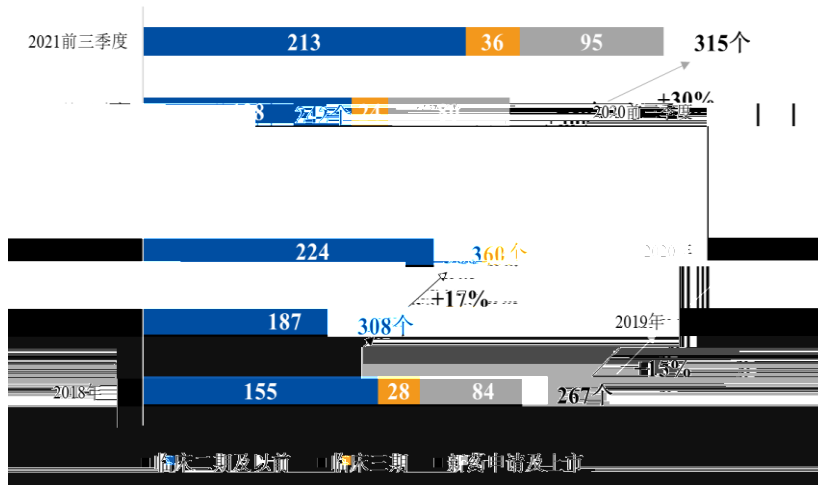


2



7 CDMO

单位: 个



8 CDMO

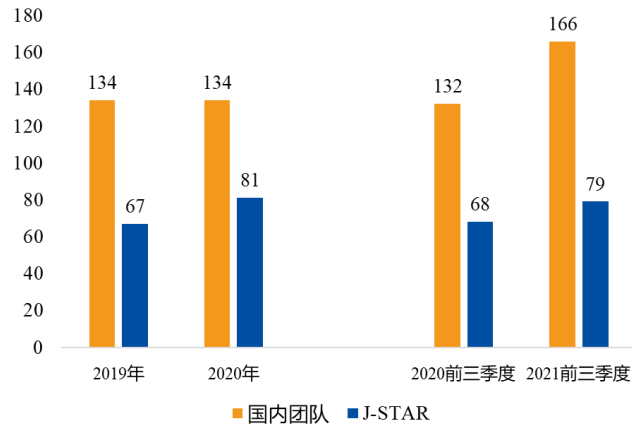
2021

166 J-STAR

79

9

单位: 家



9 CDMO

2021

API

21,411

11%

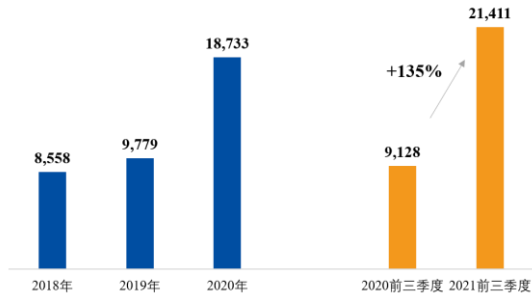
135%
API 10
88

API 52

44 11

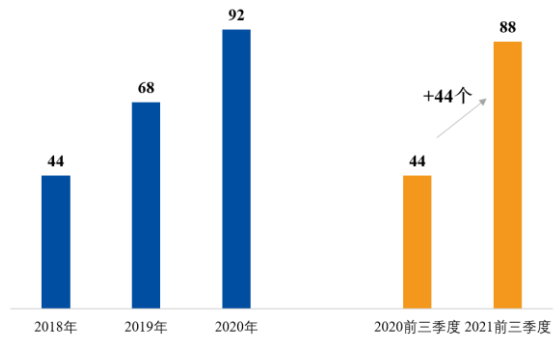
2021 1-9

单位：万元



10 API

单位：个



11 API

2

3

CDMO

2021

10,511

11

16

2021 9

5

75%

7,900

CDMO

143

71%

2021

CDMO

3,216

12

13

2021

8

MCP

1 5%

26,201,696 10,556,917 26,045,863
4.82% 1.94% 4.79% 5%

44.49% 25.19% 58.93%

2 5%

1 2021 7 15

5%

2021-074

15

6

10,836,166

2%

2021 9 17

2021 8 19 -9 17

544.05

1.00%

1%

2021-098

2 2021 9 15

2021 9

14

110

0.202%

2,720

4.999%

0.203%

5%

2021-096

3

70%

2021 8 18

70%

70%

2021-093

2021 9 16

17,150

70%

21

70%

2021-097

2021 9 17

